

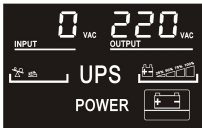
UPS_{POWER}

PRODUCT MANUALS

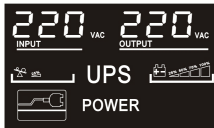
VII、 Handling of anomalies

problem	Possible causes	Solutions
LED lights are not on	UPS didn't boot	Reconfirm the UPS switch
	Battery voltage is too low	Charge the battery for at least 6 hours
	Battery damaged	Replacement of batteries
UPS not listed	The input line is not connected	Plug in UPS input power cord again.
UPS machine keeps screaming	Load overload	Unplug part of unnecessary load. Before reconnecting the equipment, determine the type and capacity of the load equipment in accordance with the UPS machine load specification definition.
Backup time is too short	Battery voltage is too low	Charge the battery for at least 6 hours
	Load overload	Unplug part of unnecessary load. Before reconnecting the equipment, determine the type and capacity of the load equipment in accordance with the UPS machine load specification definition.
	Battery damaged	Replacement of batteries

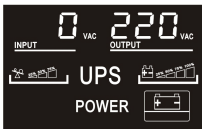
VIII、 STATEMENT OF LCD Screen



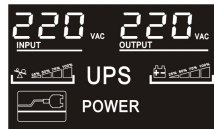
No mains power, battery powered, no load.



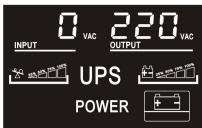
When the power supply is 220 V and there is no load.



No mains power, battery powered, 75% load.



In the city power supply of 220 V, full load. When the load exceeds the rated power, the buzzer will give an alarm. And shut it down.



No mains power, battery powered, 75% load. When the battery is only 50% When the battery is used for discharging, the buzzer will sound once for 5 seconds. When the battery is about to run out, the buzzer will sound rapidly.

IX、 Buzzer sound and indicator meaning

Indicator: ● On ○ Off ★ Blinking

Indicator	Buzzer sound	Output	Description	Status
● Green	None	Normal	The input mains is normal and the UPS is running properly	Normal
★ Yellow	A call for 10 seconds	Normal	When the mains supply is interrupted, the UPS is powered by batteries	Normal
★ Yellow	A call for 1 seconds	Normal	The UPS battery power supply reaches a low potential	Normal
○	No	Stop	The power switch is off, and the UPS stops running	Stop
● Red	Sirens	Stop	UPS is faulty	Faulty

I、 Preface

thank you for purchasing this series UPS, this series contains short circuit protection, filtering, automatic shutdown and other functions, greatly enhance the protection of your equipment safety! Please read the instructions carefully to avoid mistakes in use.

II、 Introduction

The intelligent uninterruptible power supply has wide voltage range and voltage rangeHigh reliability, high efficiency, high precision, fast conversion speed, protection functionIt has the advantages of small size and beautiful appearance,UPS is an indispensable equipment of computerMore than 70% of the computer failures are caused by DC power supply, and the life of this part is longIt is directly related to the quality of power supply. When the grid voltage is too low,Computer internal openingWith the increase of the voltage and temperature of the power tube, the life of the power tube will be reduced or even burnedIn case of high voltage surge, the components of switching power supply may be damaged,When the power gridElectrical or instantaneous interruption (e.g. millisecond level) or occurrence of high frequency audio signals and high voltage spikesThe computer data may be lost or the computer will crash when it is flushed, resulting in unnecessary loss. IfEach UPS avoids the above situation,When the power grid is cut off, the voltage is too high or too lowPS continues to power the computer for a period of time, can continue to operate, and timely save informationIt is particularly important to distribute UPS in areas with poor quality of pingran power grid.Even in areas with good grid qualityIt can not avoid voltage instability, clear voltage and electrical noise and other power problems, equipped with upsnecessary. For this reason, the industrial developed countries are exactly the countries with the highest share of ups in the world.Even the industrial developed countries with the best quality of power supply and networking have listed ups asComputer standard equipment. It can be seen that the importance of UPS is not ignored.

III、 Function introduction

- Wide range of applicable voltage: in the model input voltage range, can provide normal use voltage for electrical equipment. When the input voltage exceeds this range, the machine automatically turns to the inverter state to supply power, so as to ensure that the computer and other equipment will not be destroyed because the input voltage is too high or too low, and when the power grid is abnormal, Users can continue to operate for a period of time or disk storage.
- Wide voltage range: in the input voltage range, can provide stable output voltage.
- Overload protection: in the inverter state, when the overload, the output voltage is reduced accordingly, and when the load returns below the rated power, the output voltage also rises to the specified value. In order to avoid the computer operation due to the opening of other equipment surge current caused by instantaneous overload and shutdown. When seriously overloaded, automatically shut down.
- Short circuit protection: when the operation carelessly causes the load short circuit or the computer appears the battle barrier (such as the switch power supply power tube breakdown) causes the short circuit, this machine automatically protects the shutdown.
- Automatic boot function?UPS in the inverter state discharge to automatic shutdown, when connected to the market UPS will automatically boot.
- Small current switch: this machine adopts small current switch, which prolongs the service life than the traditional battery and the large current switch of the electric channel.

IV、 Technical parameters

Machine	500	600	1000	1200	1500	2000	3000
Capacity	500VA	600VA	1000VA	1200VA	1500VA	2000VA	3000VA
	300W	360W	600W	720W	900W	1200W	1800W
Input voltage range	165-295VAC	140-290VAC				162-268VAC	
Output voltage	220 V ± 10%(battery mode)						
Conversion time	4-8ms						
Output waveform	Simulating sine wave						
Battery type & quantity	12V/4.5Ahx1	12V/7Ahx1	12V/9Ahx1	12V/14Ahx1	12V/7Ahx2	12V/9Ahx2	12V/9Ahx4
Charge time	6 hours to 90% capacity						
Display mode	LED	LCD					
Product size (DxWxH)	295x102x143		325x103x152	320x140x169	370x134x169		400x143x210
N.W(kgs)	3.25	4.05	4.85	7.85	9.05	10.95	18.15
Package size (DxWxH)	380 x 145 x 205		400x175x230	400x210x250	440x215x240		485*230*300
G.W(kgs)	3.6	4.45	5.35	8.4	10.05	11.95	19.75
Temperature	0-90% humidity and 0-41 TC temperature						
Humidity	Less than 40 dB						

V、 Safety precautions

To ensure safe use, please observe the following:

- 1、 This product is specially designed for personal computers and is not recommended for life support systems and other specific important equipment.
- 2、 Do not exceed rated load.
- 3、 There is a large capacity battery in the UPS, must not open the outer battery, otherwise it will lead to electric shock and other hazards, for internal maintenance, replacement of batteries, please deliver to the designated maintenance point .
- 4、 UPS if the internal short circuit will lead to the danger of electric shock or fire, the container containing liquid should not be placed above the UPS to avoid the danger of electric shock.
- 5、 In case the machine smoke, please cut off the power quickly and contact the dealer. 6、 Do not keep or use this product in the following environment:
 - ◆ Places with combustible gases, corrosive substances, and large amounts of dust.
 - ◆ Places with abnormal high or low temperature (above 40° C or below 0° C) and high humidity (above 90%) are used.
 - ◆ places with direct sunlight or close to heating appliances.
 - ◆ there is a place of violent vibration.
 - ◆ Outdoor
- 7、 If there is a fire around the UPS, use a thousand powder fire extinguisher. The use of liquid fire extinguishers is at risk of electric shock.
- 8、 Please put the socket near the UPS so that you can unplug the socket and cut off the power in case of emergency.

VI、 Installation and Use

1、 Packaging inspection

Open the package, the package should be:

- UPS complete machine
- Instructions

Get out UPS, check if the machine is damaged in transit. If there is damage or lack of components, do not boot, and inform the carrier or dealer.

2、 Electricity connection

start charging the battery when the input power cord connects the UPS machine to the power supply. It is recommended that the machine be charged for 6 hours before use.

3、 Connection equipment

Connect the input power of the equipment to the battery output seat on the backplane of the UPS.

Reminder: please confirm that the UPS is on to ensure that when the power is off UPS the data of the important equipment connected can be protected against loss.

Note: do not connect a printer or scanner to the UPS battery output socket. These devices will obviously overload the UPS and cause it to fail to work properly.

4、 UPS on When

opening the UPS machine, press the switch button lightly and the indicator light can be lit up.

This machine has DC boot function, do not need electricity to start directly UPS, easy to use.

If the electricity is interrupted and the UPS is transferred to the backup power supply, please deal with the other load of the personal computer in time. After the electricity is restored, please turn on the UPS, in time to charge the battery.

5、 UPS closed

Close the UPS machine, then press the switch button, the indicator can be extinguished.

Note:

1、 Please turn on the UPS before turning on the computer load, turn off the load before turning off the UPS. when shutdown

2、 generally it is

recommended not to turn off the UPS, to keep the battery charged.