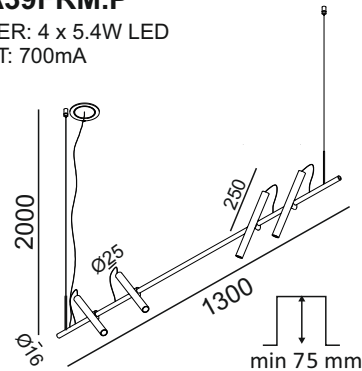


POINTER SUSP

10.1300.6.930.BK/CG

01.A39FRM.P

POWER: 4 x 5.4W LED
INPUT: 700mA



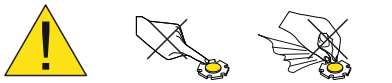
SAFETY INSTRUCTIONS

- The appliance should be installed, connected and tested by qualified electrician, and in accordance with local regulations.
- Turn off the power supply before installation or maintenance of the appliance, and make sure that the cables will not be squeezed or damaged by sharp edges.
- The appliance should not be covered by insulation blankets or similar materials.
- Clean the appliance with a soft cloth and a standard PH neutral detergent. Stainless steel surfaces should be maintained regularly.
- Misuse of, or changes to the appliance shall nullify the guarantee. The manufacturer is free to change the design, specifications and instructions for assembly.

DO NOT CONNECT THE APPLIANCE DIRECTLY TO HIGH-VOLTAGE POWER SUPPLY IF DRIVER IS NOT CONNECTED.

USE THE CORRECT DRIVER TO CONNECT.

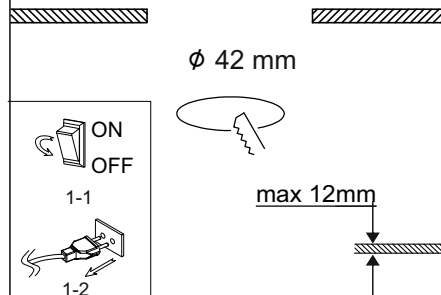
DO NOT TOUCH OR CLEAN THE LED ARRAY!
IN ORDER TO AVOID DAMAGING THE LED CHIP!



CE ENE



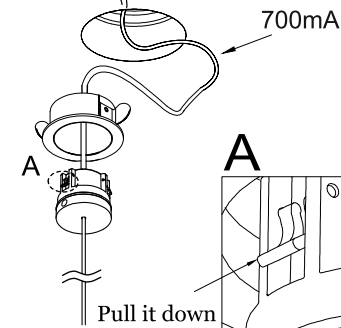
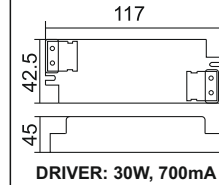
1



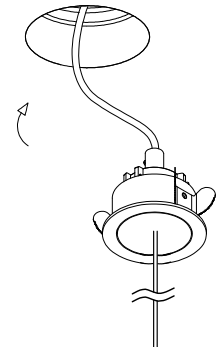
2

AC220-240V DRIVER 700mA

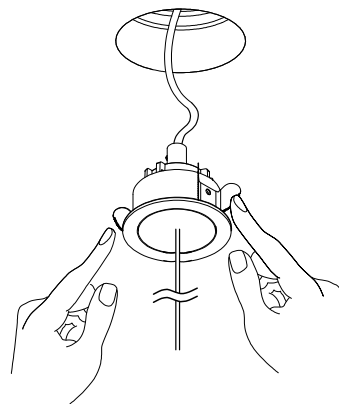
DRIVER MUST BE PLACED ON REMOTE



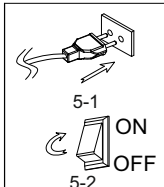
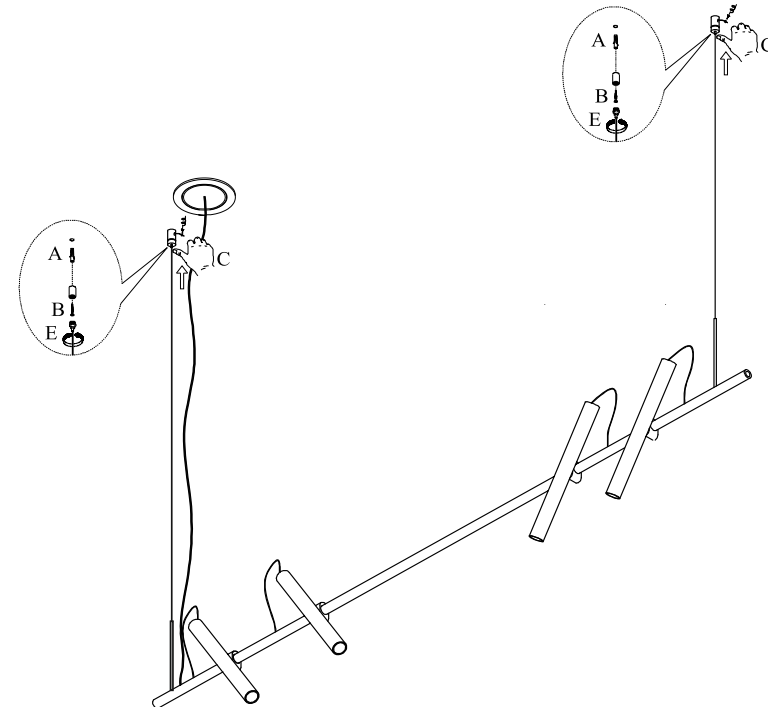
3



4



5



INSTALLATION INSTRUCTION

1. Before installing, make sure the power supply is switched off.
2. Follow the steps as the figure for installation.

Step:

- A. After holing pull out the wires.
- B. Connect the wires to the terminal block.
- C. Adjust wire to suitable place with cord grip.
- D. Fix the canopy to the ceiling.
- E. Fix the fixture to the canopy.

3. After finishing every step, have the fixture fixed and then connect the power supply.

CLEANING INSTRUCTION

1. Before cleaning, ensure that the power supply is switched off.
2. Use only a soft cloth to clean the lamp, dampened with mild cleanser if needed for resistant dirt.
3. Warning do not use alcohol or other solvents!

CAUTION:

In case of any doubt please contact the qualified electrician.

LTX
LIGHTING SOLUTIONS
LTX-LED.com

Lightonix sp. z o.o.
Ul Hoza, 86 lok. 410
00-682 Warszawa, Poland
Telephone: +48 516 808 834
E-mail: info@ltx-led.com